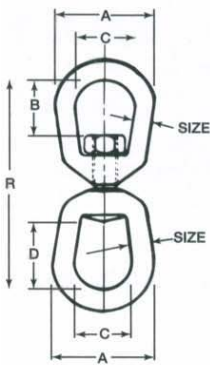


# Forged Swivels

## HOT DIPPED GALVANIZED EYE & EYE



Size (Inches)	Working Load Limit (Lbs.)	DIMENSIONS (Inches)					Weight (Lbs.)
		A	B	C	D	R	
1/4	850	1-1/4	11/16	3/4	1-1/16	2-15/16	.21
5/16	1250	1-5/8	13/16	1	1-1/4	3-9/16	.39
3/8	2250	2	15/16	1-1/4	1-1/2	4-5/16	.75
1/2	3600	2-1/2	1-5/16	1-1/2	2	5-7/16	1.43
5/8	5200	3	1-9/16	1-3/4	2-3/8	6-9/16	2.50
3/4	7200	3-1/2	1-3/4	2	2-5/8	7-3/16	4.13
7/8	10000	4	2-1/16	2-1/4	3-1/16	8-3/8	6.25
1	12500	4-1/2	2-5/16	2-1/2	3-1/2	9-5/8	9.00
1-1/4	18000	5-5/8	2-11/16	3-1/8	2-11/16	11-1/8	16.37
1-1/2	45200	7	4-3/16	4	4-3/16	17-1/8	49.06



Regular  
Fig. 441

These swivels are positioning devices and are not intended to rotate under load.

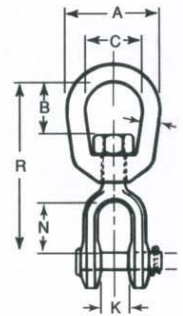
## JAW & EYE

[Click Here To Buy](#)



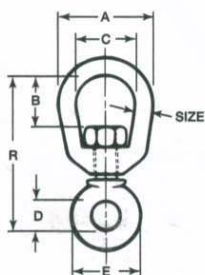
Jaw End  
Fig. 442

Size (Inches)	Working Load Limit (Lbs.)	DIMENSIONS (Inches)							Weight (Lbs.)
		A	B	C	K	N	P	R	
1/4	850	1-1/4	11/16	3/4	15/32	7/8	1/4	2-5/8	.25
5/16	1250	1-5/8	13/16	1	1/2	7/8	5/16	2-15/16	.37
3/8	2250	2	15/16	1-1/4	5/8	1-1/16	3/8	3-5/8	.70
1/2	3600	2-1/2	1-5/16	1-1/2	3/4	1-5/16	1/2	4-1/2	1.43
5/8	5200	3	1-9/16	1-3/4	15/16	1-1/2	5/8	5-5/16	2.48
3/4	7200	3-1/2	1-3/4	2	1-1/8	1-3/4	3/4	6-1/16	3.88
7/8	10000	4	2-1/16	2-1/4	1-3/16	2-1/16	7/8	7	5.75
1	12500	4-1/2	2-5/16	2-1/2	1-3/4	2-13/16	1-1/8	8-9/16	10.25
1-1/4	18000	5-5/8	2-11/16	3-1/8	2-1/16	2-13/16	1-3/8	9-7/16	15.75
1-1/2	45200	7	4-3/16	4	2-7/8	4-7/16	2-1/4	14-3/4	54.75



These swivels are positioning devices and are not intended to rotate under load.

## CHAIN



Size (Inches)	Working Load Limit (Lbs.)	DIMENSIONS (Inches)					Weight (Lbs.)	
		A	B	C	D	R		
1/4	850	1-1/4	11/16	3/4	7/16	15/16	2-1/4	.13
5/16	1250	1-5/8	13/16	1	1/2	1-1/8	2-23/32	.25
3/8	2250	2	15/16	1-1/4	3/4	1-1/2	3-7/16	.61
1/2	3600	2-1/2	1-5/16	1-1/2	7/8	1-7/8	4-1/4	1.12
5/8	5200	3	1-9/16	1-3/4	1-1/16	2-3/16	5-1/8	1.75
3/4	7200	3-1/2	1-3/4	2	1-1/4	2-5/8	5-25/32	3.09



Chain  
Fig. 443

These swivels are positioning devices and are not intended to rotate under load.

**DO NOT EXCEED WORK LOAD LIMIT OR 20% OF THE PRODUCT'S BREAK STRENGTH.**